

bellavista™

The complete family of ICU ventilators

Engineered for clinicians.
Optimized for patients.



bellavista ventilators

"State of the art, easy to use ventilators that support your patients across care setting"

THE BELLAVISTA FAMILY OF VENTILATORS DELIVERS EFFICIENT LUNG-PROTECTIVE VENTILATION FOCUSED ON:

- **Minimizing** ventilation-induced **stress for patients**
- Achieving **optimal patient comfort** with the help of unique automated synchronization features
- Supporting **accelerated weaning off** ventilation
- **Reducing workload** for healthcare professionals
- A universal and versatile solution for ventilating every patient - **from neonatal to adult ventilation**

THE BELLAVISTA FAMILY CONSISTS OF A FULL LINE OF MECHANICAL VENTILATORS, INCLUDING:

- **bellavista 1000** – our standard model uses cutting edge technology to bring simplicity in clinical practice
- **bellavista 1000e** – the larger, 17.3-inch touchscreen display delivers clearer access to all numbers and graphs
- **bellavista 1000 neo** – designed to deliver precise volume and pressure control for the most sensitive neonatal patients



bellavista 1000



bellavista 1000e



bellavista 1000 neo

Adaptive Ventilation Mode

Automatically adapts to the demands of the patient – from mechanical ventilation to fully spontaneous pressure support weaning starts automatically and right from the beginning.



Adaptive Ventilation Mode (AVM) is a “smart” ventilation mode that reduces the number of settings required, relieving the clinician’s work-load. By continuously measuring patient lung mechanics, **AVM adapts to patient activity from one breath to the next**, whether in mechanical or spontaneous ventilation, always **calculating optimal breathing pattern** and avoiding potentially detrimental situations, while maintaining safety backup ventilation at all times. AVM permits spontaneous breathing at any time.

AVM determines the optimal ventilation pattern throughout the entire ventilation process, from intubation to extubation.

Use AVM to ensure safe ventilation and **rapid weaning for your patients.**

High Flow Oxygen Therapy

OPTIMAL OXYGENATION FOR ENHANCED PATIENT COMFORT.

High Flow Oxygen Therapy (HFOT) combined with active humidification can effectively improve oxygenation and enhance patient comfort. This is achieved by high flow rates, which builds up positive pressure in the nasopharyngeal space.

Unlike conventional non-invasive forms of ventilation, patients are able to drink, eat and speak during HFOT.

Thanks to the continual flushing of the nasopharyngeal area, the anatomic dead space is reduced, improving the removal of CO₂.



Lung Recruitment Tool

A SIMPLE, RELIABLE, REPRODUCIBLE TOOL FOR LUNG RECRUITMENT



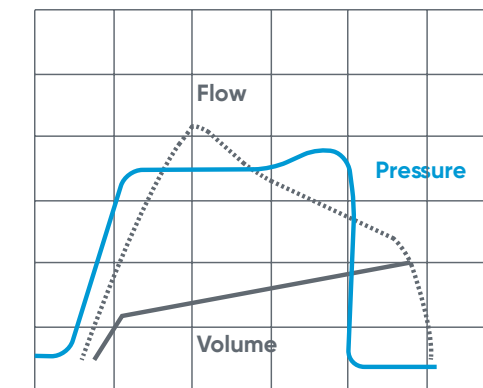
The avoidance of **Ventilator-Induced Lung Injury (VILI)** is one of the most important tasks during invasive ventilation. The assessment as to whether the lung of a ventilated patient is recruitable, and thus also the determination of the optimal PEEP, is a very challenging task – unless one has a tool providing the relevant information.

The bellavista **Lung Recruitment Tool (LRT)** is an automated procedure that gives the clinician everything needed to assess lung recruitment in a simple, reliable, and reproducible way – from determining if the lung is recruitable, to re-opening collapsed areas of the lung.

Esophageal pressure monitoring

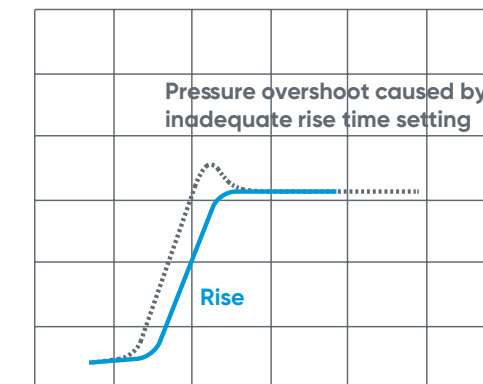
Esophageal pressure monitoring is important for preventing VILI and determining the correct lung-protective ventilation strategy. Monitoring transpulmonary pressure enables clinicians to analyze pressures in the patient's lung more precisely for optimizing PEEP settings. When using bellavista, the exclusive AnimatedLung display graphically depicts transpulmonary pressure.

Advanced Synchrony Tools



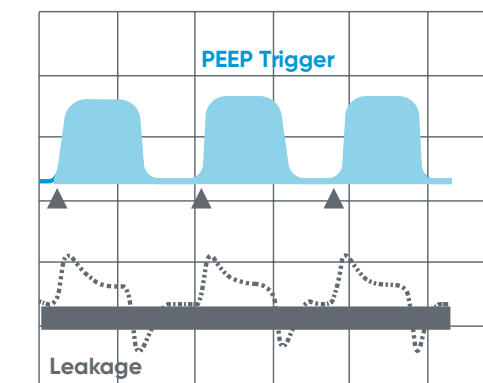
auto.sync

The auto.sync feature relieves the patient of a fixed manual expiration setting and optimizes each patient's synchronization during spontaneous breathing. Sophisticated algorithms with input gathered via high-frequency sampling ensure a gentle transition between inspiration and expiration.



auto.rise

auto.rise adapts and optimizes the pressure rise time by continuous analysis of each breath, while at the same time avoiding pressure overshoots which can occur as a result of inadequate rise time settings. This useful tool relieves clinicians of the task of continually searching for the optimal rise time.



auto.leak

Our fully automatic adaptive leakage compensation system reliably compensates for inspiratory and expiratory leakages up to 120 L/min. Because of this, auto.leak as well as bellavista's sensitive trigger performance combine to improve patient synchronization with the ventilator.

Ventilate on the go – during intra-hospital transport

At a glance ...



AnimatedLung

AnimatedLung is a dynamic tool that **visualizes the mechanical state of the patient's lung** at a glance. This simple-yet-sophisticated visual enables the clinician to **immediately detect changes in lung compliance and resistance** as well as the **patient's spontaneous activity**.



VentSummary

VentSummary **shows the most important respiratory weaning parameters**, such as spontaneous respiration, PEEP and ventilation pressure. Clinicians **can easily define the limits** individually on the basis of the medical center's weaning protocol.

Once the patient is within the desired parameters, bellavista's VentSummary displays the amount of time the patient meets the weaning criteria.



bellavista 1000 neo

FOR OUR MOST SENSITIVE PATIENTS.

The bellavista 1000 neo enables volume-controlled ventilation from 2 mL tidal volume, as well as unique, noninvasive forms of ventilation for the most sensitive and vulnerable of patients.



Options and accessories

BELLAVISTA OFFERS A WIDE RANGE OF OPTIONS AND ACCESSORIES WHICH WILL FACILITATE ROUTINE CLINICAL WORK.


We welcome the opportunity to discuss the accessories with which the bellavista ventilator can be equipped in order to optimally meet the individual needs of your practice.





GLOBAL HEADQUARTERS

Vyaire Medical
26125 N. Riverwoods Blvd.
Mettawa, IL 60045
USA

 imtmedical ag
Gewerbstrasse 8
9470 Buchs,
Switzerland

Vyaire Medical Pty Ltd
Level 5, 7 Eden Park Drive
Macquarie Park, NSW, 2113
Australia

CE 0124

vyaire.com

For Australia, Canada, Europe, Latin America and New Zealand distribution only.

Trademarks are the property of their respective owners. © 2019 Vyaire Medical, Inc. or one of its affiliates.

All rights reserved. Vyaire, the Vyaire Medical logo, imtmedical ag and bel lavista 1000 are trademarks or registered trademarks of Vyaire Medical, Inc. or one of its affiliates. Medical devices class IIb according to Medical Devices Directive 93/42/EEC. Please read the complete Instructions For Use that come with the devices or follow the instructions on the product labelling. VYR-INT-1900200